

Scaled data based on original data using
LM-79-08 Approved Method: Electrical and Photometric Measurements of Solid-
State Lighting Products

Test Report Prepared for
Cooper Lighting Solutions
(formerly Eaton)

Brand: McGRAW-EDISON

Report Number: P385844

Luminaire Tested: **GWC-SA1B-830-U-T4W-HSS**

Issue Date: 3/3/2020

Test Information

Test Method: LM-79-08
Report Number: P385844
TEST IS SCALED FROM IESNA LM-79-08 TEST DATA (G2-1903-205-19)
Test Lab: INNOVATION CENTER
Issue Date: 3/3/2020
Manufacturer: COOPER LIGHTING SOLUTIONS (FORMERLY EATON)
Product Line: MCGRAW-EDISON
Catalog Number: GWC-SA1B-830-U-T4W-HSS
Description: GALLEON WALL LUMINAIRE
(1) 80 CRI, 3000K, 800mA LIGHTSQUARE WITH 16 LEDS AND TYPE IV WIDE OPTICS
WITH HOUSE SIDE SHIELD
Light Source: -
Ballast/Driver: ELECTRONIC DRIVER

Summary

Lumens per Lamp: N/A
Luminaire Lumens: 3514 lumens
Efficiency: N/A
Efficacy: 79.9 lumens/watt
Luminous Opening: Rectangular (W 0.5' x L: 0.5' x H: 0')
IES Classification: Type IV - Short
BUG Rating: B0 - U0 - G1

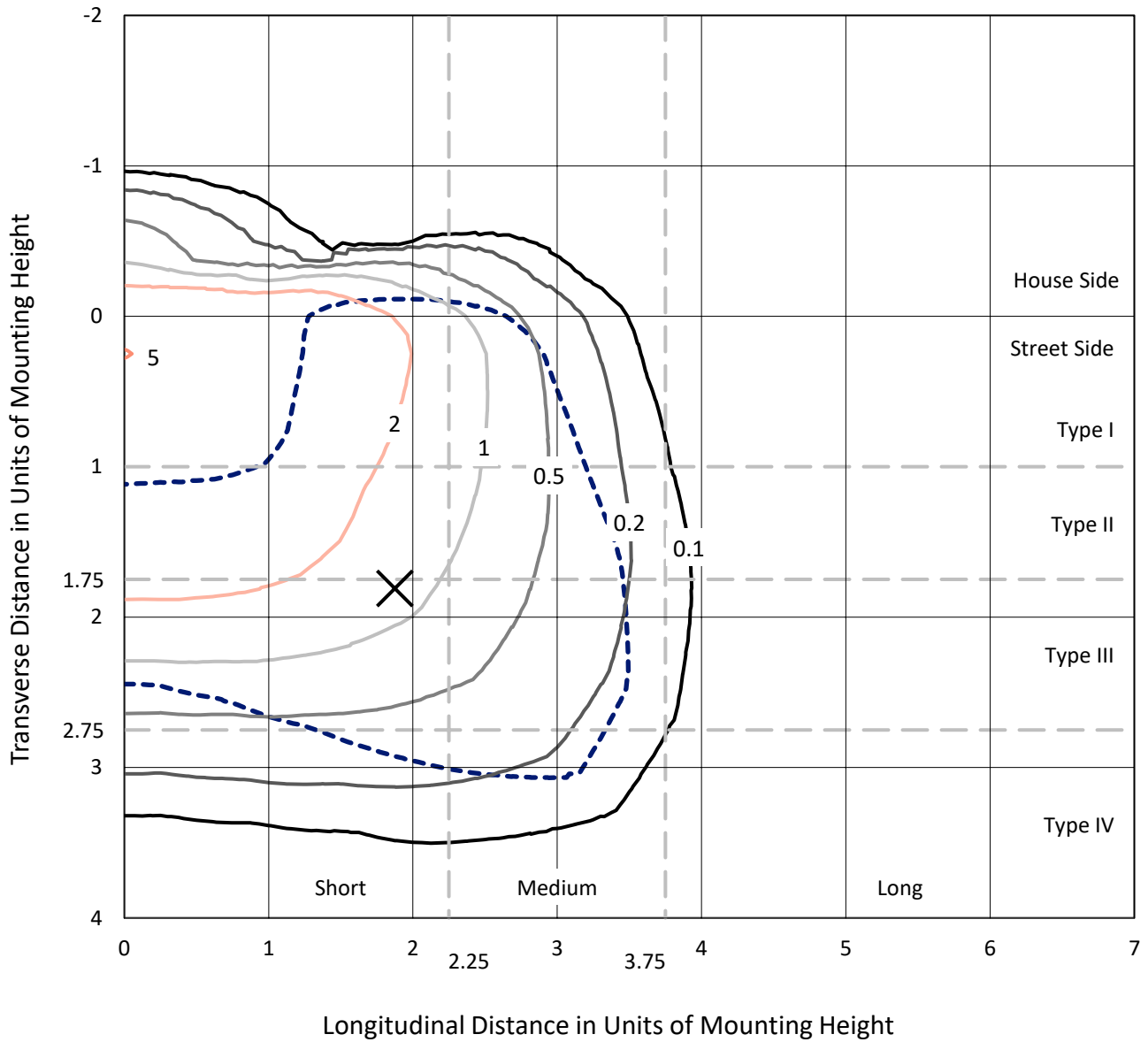
Input Watts (W): 44
Input Voltage (V): NR
Input Current (Ain): NR
Voltage Rise (V): NR
Power Factor: NR
Total Harmonic Distortion (THDi): NR
Frequency (hertz): 60
Stabilization Time: NR
Operation Time: NR
Ambient Temperature (°C): NR
Test Distance: 24 FT



REPORT NUMBER: P385844
 CATALOG NUMBER: GWC-SA1B-830-U-T4W-HSS

Iso-Footcandle Lines of Horizontal Illumination

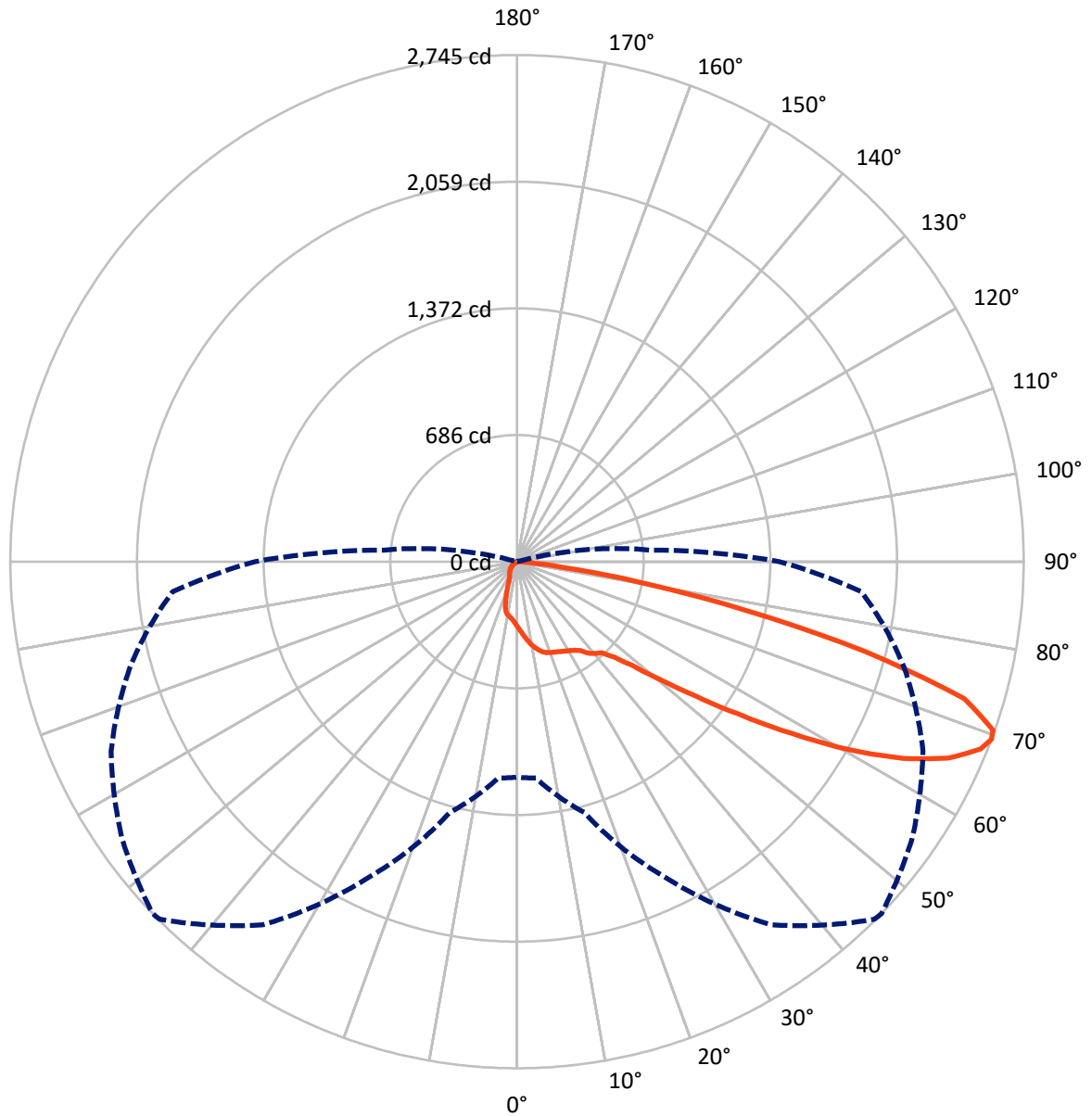
× Max cd
 - - - 1/2 Max cd



Based on 10 foot mounting height. Maximum calculated value = 5.1 fc
 Type IV - Short - N/A

REPORT NUMBER: P385844
CATALOG NUMBER: GWC-SA1B-830-U-T4W-HSS

Luminous Intensity Polar Plot



— Vertical Plane Through 46-Deg Lateral - - - Horizontal Cone Through 69-Deg Vertical



REPORT NUMBER: P385844

CATALOG NUMBER: GWC-SA1B-830-U-T4W-HSS

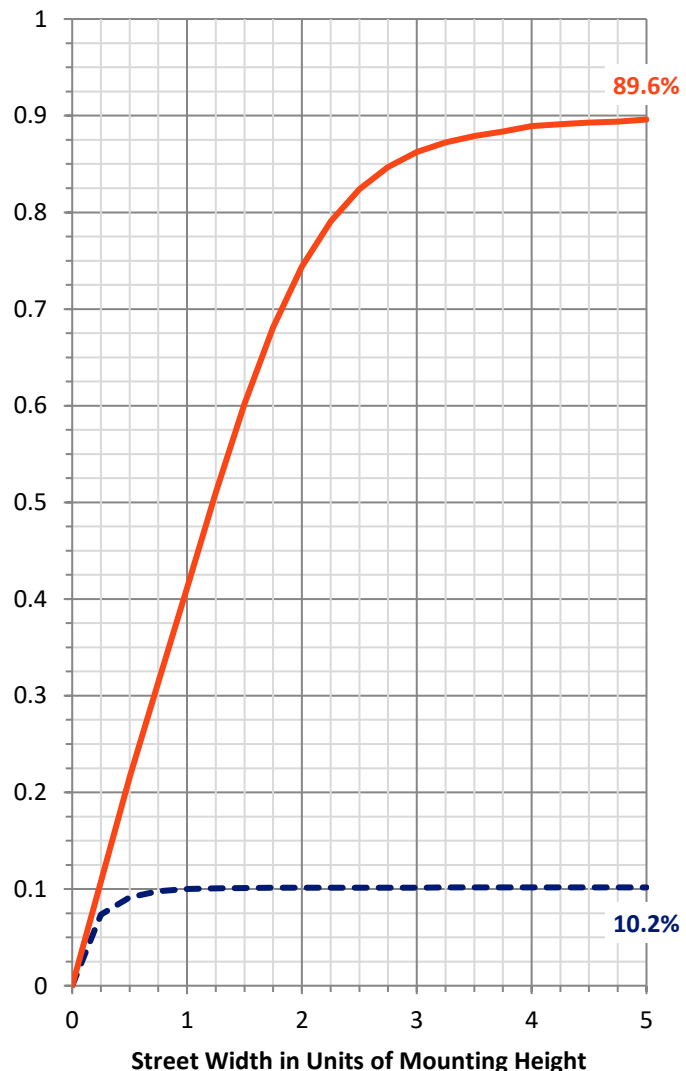
FLUX DISTRIBUTION:

		Downward	Upward	Total
House Side	Lumens	360.6	0.0	360.6
	% Fixture	10.3	0.0	10.3
Street Side	Lumens	3153.4	0.0	3153.4
	% Fixture	89.7	0.0	89.7
Total	Lumens	3514.0	0.0	3514.0
	% Fixture	100.0	0.0	100.0

Coefficient of Utilization

ZONAL LUMENS:

Zone	Lumens	% Fixture
0°-10°	35.0	1.0
10°-20°	106.3	3.0
20°-30°	167.2	4.8
30°-40°	239.8	6.8
40°-50°	414.4	11.8
50°-60°	818.7	23.3
60°-70°	1144.2	32.6
70°-80°	552.8	15.7
80°-90°	35.5	1.0
90°-100°	0.0	0.0
100°-110°	0.0	0.0
110°-120°	0.0	0.0
120°-130°	0.0	0.0
130°-140°	0.0	0.0
140°-150°	0.0	0.0
150°-160°	0.0	0.0
160°-170°	0.0	0.0
170°-180°	0.0	0.0
0°-90°	3514.0	100.0
0°-180°	3514.0	100.0



REPORT NUMBER: P385844

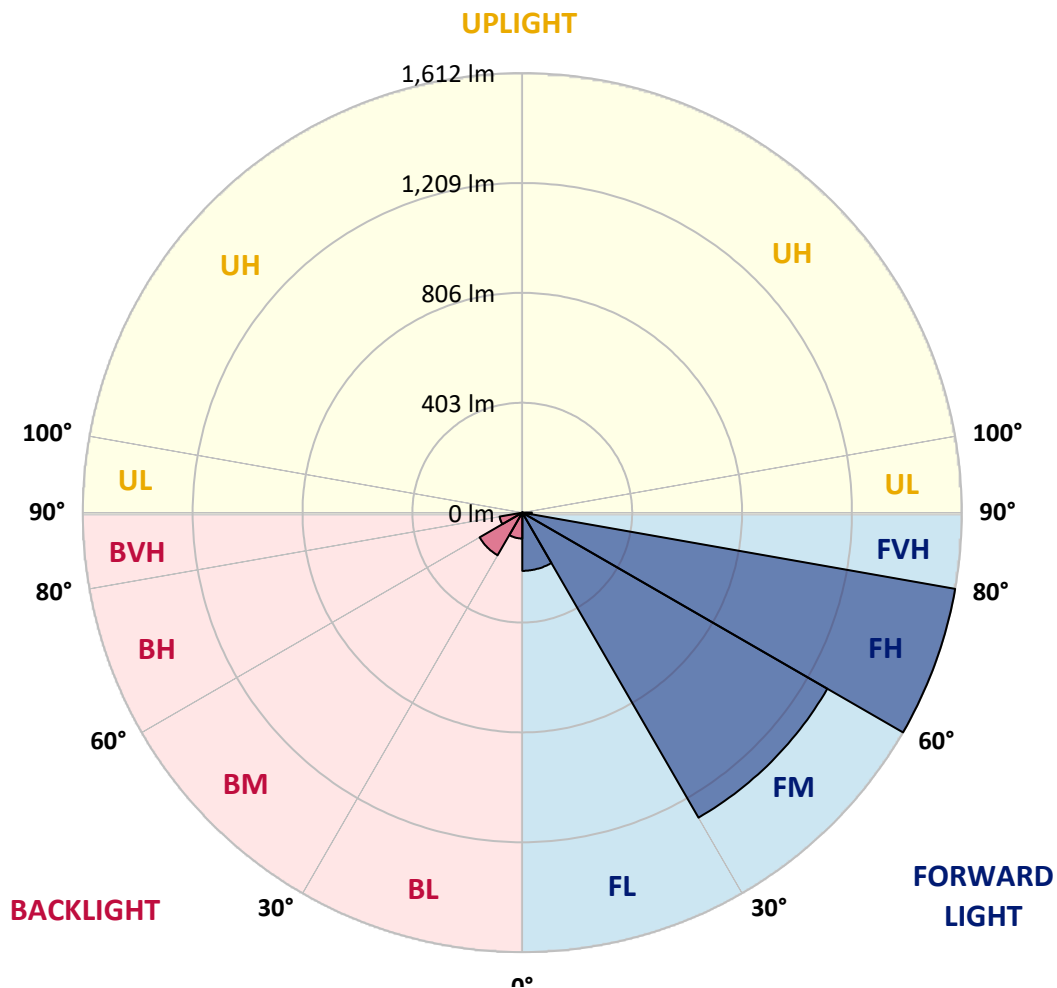
CATALOG NUMBER: GWC-SA1B-830-U-T4W-HSS

LUMINAIRE CLASSIFICATION SYSTEM LUMEN TABLE AND BUG RATING:

Zone	Lumens	% Fixture	Zone Rating/Lumen Limit		
			B	U	G
FL (0°-30°)	213.5	6.1			
FM (30°-60°)	1292.2	36.8			
FH (60°-80°)	1612.5	45.9			G1/1800
FVH (80°-90°)	35.2	1.0			G1/100
BL (0°-30°)	95.1	2.7	B0/110		
BM (30°-60°)	180.7	5.1	B0/220		
BH (60°-80°)	84.6	2.4	B0/110		G0/110
BVH (80°-90°)	0.3	0.0			G0/10
UL (90°-100°)	0.0	0.0		U0/0	
UH (100°-180°)	0.0	0.0		U0/0	

BUG Rating: B0-U0-G1

Type IV Short





REPORT NUMBER: P385844

CATALOG NUMBER: GWC-SA1B-830-U-T4W-HSS

CANDELA DISTRIBUTION (FULL):

	0°	5°	15°	25°	35°	45°	46°	55°	65°	75°	85°
0°	352.1	352.1	352.1	352.1	352.1	352.1	352.1	352.1	352.1	352.1	352.1
2.5°	391.1	390.6	388.3	387.3	381.7	378.5	377.1	373.0	367.1	361.2	354.6
5°	435.6	435.5	431.2	427.1	416.5	406.6	404.8	395.3	381.9	369.4	356.9
7.5°	481.1	479.0	474.7	466.8	451.4	435.6	434.1	420.6	401.7	383.6	365.6
10°	519.6	518.3	512.7	500.7	482.7	464.8	463.0	446.3	424.9	402.7	379.8
12.5°	549.6	548.6	541.2	526.2	507.1	488.5	486.0	471.2	448.3	423.4	396.4
15°	567.9	567.4	558.4	542.4	523.6	507.5	505.3	492.3	471.0	445.0	414.5
17.5°	572.2	572.4	563.0	546.8	531.3	519.8	518.2	508.3	490.5	464.6	432.7
20°	562.7	564.6	556.2	542.2	532.7	526.6	525.3	519.3	504.3	479.9	447.2
22.5°	549.1	550.1	544.4	535.0	531.0	532.2	531.5	528.2	515.5	493.1	461.5
25°	540.9	540.9	537.4	529.5	532.2	539.3	539.3	538.8	528.7	509.3	479.0
27.5°	540.6	539.6	535.6	529.7	536.9	547.8	548.5	552.9	546.7	528.9	500.7
30°	553.8	552.6	544.2	536.5	545.7	557.4	559.0	568.7	565.6	550.1	524.9
32.5°	584.6	580.4	561.8	549.1	556.1	570.1	572.2	587.7	592.6	576.3	548.3
35°	626.7	613.7	586.9	573.2	573.9	588.5	590.5	613.2	627.9	600.4	566.4
37.5°	684.9	678.5	634.8	598.2	601.2	623.4	629.2	653.9	649.8	613.6	587.0
40°	812.4	802.4	755.9	668.4	627.4	651.8	653.6	666.8	667.1	643.4	629.9
42.5°	986.1	982.0	933.0	795.8	679.0	670.7	674.0	696.3	721.1	706.3	705.7
45°	1178.4	1176.2	1124.3	964.8	783.3	732.8	737.0	766.8	814.4	817.7	838.6
47.5°	1333.1	1332.1	1302.3	1153.5	942.9	838.1	839.4	871.1	954.8	996.1	1029.6
50°	1474.1	1478.9	1455.3	1357.6	1160.4	1003.1	999.9	1021.0	1155.5	1223.2	1264.7
52.5°	1670.2	1676.9	1610.8	1548.1	1388.6	1207.7	1205.2	1227.3	1396.7	1447.4	1454.8
55°	1843.3	1831.8	1779.6	1761.4	1666.9	1460.4	1459.8	1479.2	1630.0	1651.5	1665.2
57.5°	1919.8	1915.3	1940.5	1982.0	1958.3	1759.1	1757.6	1742.8	1838.7	1841.0	1883.0
60°	1968.0	1973.5	2050.8	2178.8	2237.9	2080.6	2071.0	1980.6	2038.1	2033.0	2077.9
62.5°	1931.8	1942.5	2081.6	2294.9	2447.2	2361.2	2347.6	2198.4	2208.4	2190.8	2232.6
65°	1739.4	1756.0	1983.9	2273.0	2551.0	2580.5	2566.8	2390.7	2343.7	2314.7	2291.5
67.5°	1412.3	1422.2	1660.1	2082.4	2504.2	2711.3	2708.5	2559.2	2445.8	2293.8	2113.5
69°	1167.2	1176.9	1405.9	1881.7	2401.2	2739.3	2744.7	2613.2	2426.4	2166.6	1872.6
70°	988.6	998.9	1212.3	1709.7	2281.7	2726.3	2736.0	2608.1	2370.7	2019.3	1661.3
72.5°	518.5	527.4	746.4	1177.9	1860.1	2503.3	2532.8	2387.7	2009.6	1466.5	982.3
75°	162.9	168.1	291.5	615.7	1273.6	1946.5	1953.2	1873.0	1427.0	806.7	409.1
77.5°	62.1	60.6	97.0	226.9	643.9	1225.6	1267.0	1170.4	748.8	285.2	94.4
80°	33.4	33.6	50.4	93.9	275.5	629.9	664.8	567.3	266.1	89.0	21.7
82.5°	14.5	15.2	28.3	49.8	126.5	232.3	249.8	207.9	101.7	59.8	8.1
85°	3.1	3.5	13.7	27.0	51.6	65.2	68.4	67.4	64.8	46.5	3.1
87.5°	0.0	0.0	6.1	9.7	13.0	14.8	13.0	17.0	35.8	31.3	1.6
90°	0.0	0.0	0.0	0.0	0.0	0.0	0.0	0.0	0.0	0.0	0.0



REPORT NUMBER: P385844

CATALOG NUMBER: GWC-SA1B-830-U-T4W-HSS

CANDELA DISTRIBUTION (continued):

	90°	95°	105°	115°	125°	135°	145°	155°	165°	175°	180°
0°	352.1	352.1	352.1	352.1	352.1	352.1	352.1	352.1	352.1	352.1	352.1
2.5°	352.4	349.5	344.3	338.7	334.8	330.7	327.4	325.9	324.2	323.1	324.6
5°	351.8	346.0	336.1	326.6	319.6	314.0	309.4	307.6	305.8	304.5	304.3
7.5°	357.5	349.5	334.3	320.3	309.6	302.0	295.7	293.1	291.0	290.0	289.2
10°	368.6	358.2	337.9	319.6	305.8	292.9	279.4	269.1	262.3	259.2	258.0
12.5°	382.9	369.9	344.8	323.1	303.0	278.3	249.6	224.9	208.9	203.6	200.5
15°	399.7	383.6	353.9	327.5	292.8	247.6	199.0	166.7	151.9	148.9	145.6
17.5°	415.9	398.1	364.8	328.4	270.4	197.9	145.8	123.9	118.1	120.1	120.6
20°	430.0	412.4	375.5	321.1	229.7	148.4	112.9	107.4	109.6	113.4	114.0
22.5°	444.4	426.2	385.4	302.0	177.6	112.7	101.7	103.0	105.1	108.9	109.6
25°	461.8	443.0	394.6	266.9	133.3	95.9	96.5	98.5	100.7	104.1	104.5
27.5°	481.9	464.3	400.7	221.3	98.9	88.1	90.3	93.3	95.4	98.7	99.3
30°	508.6	492.3	402.7	174.0	82.9	81.2	82.2	85.8	89.0	91.9	92.4
32.5°	533.7	520.0	396.1	131.3	76.8	74.8	74.8	76.9	80.6	83.4	84.0
35°	556.7	547.8	375.0	96.1	72.2	68.9	67.2	67.2	69.5	71.8	72.5
37.5°	587.2	586.9	340.9	76.6	67.7	63.9	60.5	57.8	57.0	57.5	57.8
40°	639.4	639.9	296.4	68.7	63.9	58.8	53.5	48.8	44.3	42.8	42.7
42.5°	721.0	713.6	249.8	64.9	60.6	53.5	45.6	39.2	32.3	30.2	30.0
45°	850.5	806.5	200.3	61.5	57.2	47.6	37.7	29.0	23.4	21.7	21.7
47.5°	1039.1	928.6	155.2	57.7	52.6	40.9	28.5	20.9	17.1	16.3	16.5
50°	1234.2	1048.2	119.0	52.9	47.0	33.8	21.1	15.2	13.0	13.0	13.2
52.5°	1407.2	1135.8	92.8	47.8	40.0	26.5	16.0	11.9	10.9	10.7	10.9
55°	1569.2	1192.4	71.0	41.8	31.8	19.8	12.2	9.7	9.1	8.7	8.6
57.5°	1725.4	1220.4	53.2	33.8	23.1	14.3	9.7	8.2	7.6	7.1	6.9
60°	1829.3	1197.6	36.6	24.9	16.0	10.4	8.1	7.1	6.3	5.8	5.6
62.5°	1888.0	1135.5	23.6	18.0	11.4	7.7	6.4	5.9	4.8	4.3	4.3
65°	1864.2	1033.0	16.5	12.9	8.2	5.8	4.8	4.8	3.5	2.8	2.6
67.5°	1652.0	872.7	12.5	9.6	5.9	4.3	3.6	4.1	2.1	1.3	1.3
69°	1421.4	723.3	10.7	7.9	4.9	3.5	3.1	3.8	1.5	1.0	0.8
70°	1235.4	623.9	9.7	6.9	4.1	3.0	2.8	3.6	1.5	0.8	0.7
72.5°	739.1	348.0	7.4	4.9	2.6	2.3	2.3	4.1	1.5	0.8	0.7
75°	298.7	122.6	5.4	3.5	2.0	2.0	2.8	5.3	1.3	0.7	0.5
77.5°	67.7	26.9	3.1	2.1	1.3	2.0	3.3	4.1	0.8	0.3	0.0
80°	16.5	6.6	2.0	1.3	0.8	1.5	2.5	2.3	0.2	0.0	0.0
82.5°	5.4	2.3	0.8	0.7	0.2	0.5	1.2	0.7	0.0	0.0	0.0
85°	2.3	1.3	0.3	0.2	0.0	0.0	0.2	0.0	0.0	0.0	0.0
87.5°	1.5	0.5	0.0	0.0	0.0	0.0	0.0	0.0	0.0	0.0	0.0
90°	0.0	0.0	0.0	0.0	0.0	0.0	0.0	0.0	0.0	0.0	0.0

Signify Classified - Internal
Cooper Lighting Solutions Photometric Lab
1121 Highway 74 South
Peachtree City, GA 30269

Scaled Data Report



Report Generated By 670245982

Signify Classified - Internal
Cooper Lighting Solutions Photometric Lab
1121 Highway 74 South
Peachtree City, GA 30269

Scaled Data Report



Signify Classified - Internal
Cooper Lighting Solutions Photometric Lab
1121 Highway 74 South
Peachtree City, GA 30269

Scaled Data Report



Signify Classified - Internal
Cooper Lighting Solutions Photometric Lab
1121 Highway 74 South
Peachtree City, GA 30269

Scaled Data Report



Signify Classified - Internal
Cooper Lighting Solutions Photometric Lab
1121 Highway 74 South
Peachtree City, GA 30269

Scaled Data Report



--- HS — SS

Signify Classified - Internal
Cooper Lighting Solutions Photometric Lab
1121 Highway 74 South
Peachtree City, GA 30269

Scaled Data Report



u

Signify Classified - Internal
Cooper Lighting Solutions Photometric Lab
1121 Highway 74 South
Peachtree City, GA 30269

Scaled Data Report



Signify Classified - Internal
Cooper Lighting Solutions Photometric Lab
1121 Highway 74 South
Peachtree City, GA 30269

Scaled Data Report



(END OF REPORT)